


St Mary's College
11 New Street, Ponsonby,
AUCKLAND 1011



Homestay Information Pack
2018

LIVING WITH A KIWI FAMILY

You will probably find many differences between living in New Zealand and living in your country. It's important to keep an open mind, and remember that it takes time to adapt. If you are confused about something, make sure you ask your host family or Mrs King for help. Mrs King will interview you each term to make sure you are happy with your accommodation.

Showering

In New Zealand, we wash ourselves inside the shower or bath, not on the floor. Hot water is expensive in New Zealand, and if you take too long the person after you might have a cold shower! Your host family may ask you to limit your showers to no longer than 10 minutes.

Sleeping

Your host family will probably go to bed a lot earlier than you are used to (often 10.00pm or 11.00pm). If you are going to stay up later, please be quiet and try not to disturb your host family. Remember that we sleep between the sheets, and not on top of the blankets!

Communication

Remember, you need to speak English as often as you can! Tell your host family if you are going out, and when you will be home so that they do not worry about you. They will tell you the latest time you can come home. Please give your host family a contact phone number if you visit a friend.

Cultural Differences

New Zealanders are quite casual and informal. We usually address people by their first name instead of using titles like 'Mr' and 'Mrs' (however, you must use these titles for your teachers). It is polite to look people in the eyes when you are talking to them, to say 'please' when you ask someone for something, and 'thank you' when somebody gives you something, or does something for you. You should not wear your shoes inside unless your host family are happy with this. It is impolite to talk about money and age. Your host family may ask you to blow your nose with a tissue instead of sniffing. It is considered impolite to spit in public and you should cover your mouth when you yawn.

Food

Breakfast in New Zealand is usually an informal meal, consisting of toast and/or cereal etc. Lunch is also usually informal and is usually cold (sandwiches, salad etc). You may have to prepare your own breakfast and lunch but your host family will show you what to do. Dinner is the main meal of the day, and is usually a hot meal eaten between 6.00pm – 7.00pm with the whole family. Some students find New Zealand food quite bland. Do not be afraid to ask your host family for extra seasoning or sauces. Your host family should provide you with three meals per day, plus snacks. Talk with your host family about meal sizes – whether you have too much food or not enough food.

Money

It is not safe to carry large amounts of cash with you. If you need help to open a bank account, please ask your host family or the International Student Manager to help you. You may have to pay for extra things, such as special activities or holidays, with your host family – they will give you a choice.

Heating

Your host family should provide a heater for your bedroom, but please turn it off before you go to bed, and when you are not in the room. Many New Zealanders will wear extra clothes instead of turning on the heating.

Jobs around the house

Your host family may ask you to help with chores such as washing the dishes after dinner. You need to keep your bedroom tidy. Your host family may do your laundry for you, or you may prefer to do it yourself.

Internet and Telephone

Your host family will tell you the rules for using the Internet. Please do not download movies, TV shows or music without permission from your host family. You can also use the computers at school to check your emails.

Transport

Depending on where you live, you might walk, catch a bus, or get a ride to school. You will have to pay for your own transport costs. Your host family will show you how to catch the bus and explain how to buy a ticket.

Alcohol and Tobacco Laws

It is illegal for a student under the age of 18 years old to purchase alcohol or cigarettes.




IDEAS TO HELP YOU LIVING WITH A KIWI FAMILY

1. Write down the names of all the family members, phone numbers and address.








2. Make sure you know how to get to and from school by walking and bus. Write instructions down as you may forget. The first trips to and from school are scary so please make sure you are confident and set the alarm to give yourself enough time.



3. **Communication** is the most important thing to remember in a homestay. Make sure you can tell your homestay if you are hungry or cold or feeling homesick or confused. The International Department will help too. Discuss this information with your new family:

<p>1. Food/Meals/Kitchen What food do you like to eat? What are your dislikes or allergies? Discuss any kitchen rules. What can you eat if you are hungry i.e. fruit or snacks – where and what. Can you make a sandwich? Do you know how to use the toaster, kettle or microwave? Ask what your lunches will consist of i.e. sandwiches or rolls, yoghurt, fruit, snacks and treats and if you need to make it yourself so you allow enough time in the mornings. Make sure you clean up afterwards. If you purchase any special food for yourself – ask where you can store this.</p>	
<p>2. Expectations & House Rules What house rules apply in your family eg: your bed is made in the morning and curtains pulled back. The room is kept tidy No cell phones at the table No food in the bedrooms or other areas if applicable</p>	
<p>3. Showers & Personal Hygiene When is the best time for you to shower – (5-8 minute showers are acceptable). Where can you keep your toiletries? Where are the towels and where should you put them after use? How do you dispose of sanitary pads/tampons?</p>	

<p>4.</p>	<p>Laundry</p> <p>Discuss how you do the washing in the family and how your washing will get done ie: put washing in a laundry basket and it will be collected and washed. You may feel uncomfortable and sensitive about other people seeing your washing so you may be happy to do your own or ask for a separate washing bag for your underwear may be a good idea? Some students will want to wash everything including your entire uniform each night – this is not necessary. Remember not to hang your wet clothes in your room – use a clothes line or airer.</p>	
<p>5.</p>	<p>Internet</p> <p>The School offers free Internet and wireless access. Some New Zealand families do not have unlimited internet and that we have to pay for every gigabyte used, so there can be no downloading of programmes or live streaming (watching movies) as this is what uses the most internet – otherwise social networking sites like Facebook, emailing/Skype and researching for homework are fine.</p>	
<p>6.</p>	<p>Curfews</p> <p>We understand that overseas students go to bed late - it is just what you are used to in your society back home. Students study extremely hard and for long hours so your only “down time” is late at night. Realistic expectations need to be set that fit in with your family rules. Discuss lights out or when you want the computer or devices to be switched off. As a guideline (depending on age), lots of families try and stipulate 10.00 – 10.30pm on school nights and let them stay up later in the weekends.</p> <p>If you want to go out in the weekends then make sure you keep the family informed as to where you are. As a guideline you home before dark i.e. 7.30pm in summer or 6.30pm in winter. The school or homestay family may contact the parents to find out what is acceptable but you do need to abide by the decisions. If there are any concerns or you need anything clarified contact the International Office.</p>	
<p>7.</p>	<p>Heating</p> <p>If you feel the cold make sure you are warm enough and ask for more blankets. Turn off all heaters and electric blankets if your room has these</p>	
<p>8.</p>	<p>Chores</p> <p>Once you settle in find out any jobs or responsibilities that you need to do i.e. setting the table, washing the dishes, emptying the dishwasher. Any help is always appreciated by the Host family</p>	

STUDENT HOMESTAY RULES

All families have rules, some are more important than others. Your family may have some special rules. You need to talk about these rules with your family and complete any chores that you are responsible for when required.

Be a part of the family. Respect them and be friendly. You will be treated the same way. Do not stay in your room for long periods of time as it is important to mix with the family.

Obey the curfew rules set by the host parents and your family. Tell your host family where you are going and what you are doing. If you are not coming home for a meal, please advise your host before 5:00 pm or earlier and leave a note with a telephone contact number and address if you are going to someone's house.

There is to be no overnight sleepovers unless you have permission from the homestay and no friends sleeping over without permission from both families.

Respect the home and personal property of the family. There are to be no visitors to the house unless the host family has been advised first.

Always ask before borrowing or using any household items. Inform your host parents if something is damaged or broken. You do not pay for accidental damage but you should replace something if you have been careless.

Help to keep your home safe and secure. Lock windows and doors, switch off heaters and electrical appliances when not in use.

You will be asked to sign a document understanding these rules for a successful homestay experience.

If you have any homestay issues please contact Miss Sam

Miss Sam is the **Homestay Coordinator** who arranges homestay accommodation with approved families. She can help with any homestay issues and ensures each student is happy at home.



Ms Sam Van Deventer – Homestay Coordinator & International Support

+64 9 3766568 ext 817

Mob: +64 21 261 2779

HOMESTAY FEE CONDITIONS 2018

1. If a student moves out of a homestay before the end of the contract, the portion of the homestay fees not already used will be refunded. The Homestay Placement or Admin Fee cannot be refunded.
2. The 2018 home stay charge is NZ\$290.00 per week plus a placement fee of NZ\$350.00 for every new homestay. The homestay fee includes three daily meals, laundry facilities, a warm bedroom with study facilities and internet usage. A homestay administration fee of \$350.00 is charged every year.
3. Homestay changes can only be made with the approval of the International Director. Two weeks' notice, in writing/email or \$580.00 is paid to the host family regardless if the student moves out prior to the two week notice period. Homestay placement fees of \$350.00 apply to each new homestay.
4. **Homestay Retainer Fee.** This is payable when the student leaves at the end of the year and wants to "Hold" their room until they return to NZ. They are to give two weeks' notice (or \$580.00) and then \$50 a week is charged up to a maximum of \$250.00. Student's belongings can be stored out of the room in another part of the house if the homestay wants use the room or belongings can be stored in the school garage for no charge. If the student moves out completely there is no retainer fee paid (but two weeks' notice of \$580.00 still needs to be given).
5. Homestay families are paid \$290.00 per week during term break holidays. If the student leaves during term time or during the term holidays for longer than two weeks, the homestay family are paid two week's payment (\$580.00) then \$50 after that (to a maximum of \$250.00 or five weeks).